



inBio 460

IP-Based Biometric Door Access Control Panel



Truly Internal Biometric Identification:

InBio carries out the matching of fingerprints on the panels. The FR Series of readers transmit fingerprint templates to InBio via RS-485 for fast and accurate matching with templates stored in data-base. Wiegand inputs are also provided for traditional RFID readers.



Door Control and More:

Along with relay contacts for controlling door locks, easily programmable auxiliary relays can be used for additional control and interface to lights, alarms, annunciators, intrusion detection panels, or even extra locking devices or gate controllers.



Communication:

InBio controllers install easily on your network and support both TCP/IP and RS-485 communication. Auto-discovery tool allows setting and modification of network parameters directly and easily.



Options:

InBio controllers come in three sizes to suit project needs and reduce the cost of unused capacity. 1-door, 2-door, and 4-door models can be mixed and matched in an optimized system architecture.



Lowest Total Cost of Ownership:

InBio controller firmware can be upgraded in the field. New controller features can be loaded without any advanced tools, extending and expanding the value of your investment.



Advanced Access Control Built-In:

Anti-Passback, First-Card Opening, Multi-Card Opening, Duress Password Entry, and Auxiliary Input/Output Linkages are built into controller firmware.



Capacity:

Stores up to 3,000 fingerprint templates, 30,000 card users, and up to 100,000 events and transactions. Controller is backed up in real-time in on-board SD card. Data is preserved if power is lost. InBio continues to operate if network connection is interrupted.



For Software Developers:

Free SDK is available for integrators and OEM's to integrate the InBio controllers with their or existing security or personnel management applications. Upon request, ZK can also customize InBio firmware to meet any custom requirements.



FR1200



ZK4000



RFID Reader




K1-1



Power Supply



SD Card



Electric Lock



RS232/485 Converter



Alarm



POE



Discs



Prox Card



Key Fob

Capacity

- Users: 30,000
- Event Buffer: 100,000 transactions

CPU

- 32bit 400MHz CPU

RAM

- 32M

Flash Memory

- 128M

Communication

- TCP/IP
- RS485

Weigand Reader Port

- 2 each
 - 26/34bit Wiegand
 - 4/8bit burst for PIN

Input Ports

- Door Sensor - 4
- Auxillary Input - 4
- Request to enter - 4

Output Port

- 4 FORM-C Relay Output- SPDT 5A@36V DC or 8A@30V AC
- 4 Aux FORM-C Relay Output- SPDT 2A@30V DC

Baud Rate for RS485

- 9600-38400 baud

LED Indicators

- LED's for communication, power, activity, status and valid card read

Power

- Power Supply: 9.6V-14.4V DC, 1.5A

Environment

- Operating Temp: 32-113 °F (0-45 °C)
- Operating Humidity: 20% to 80%

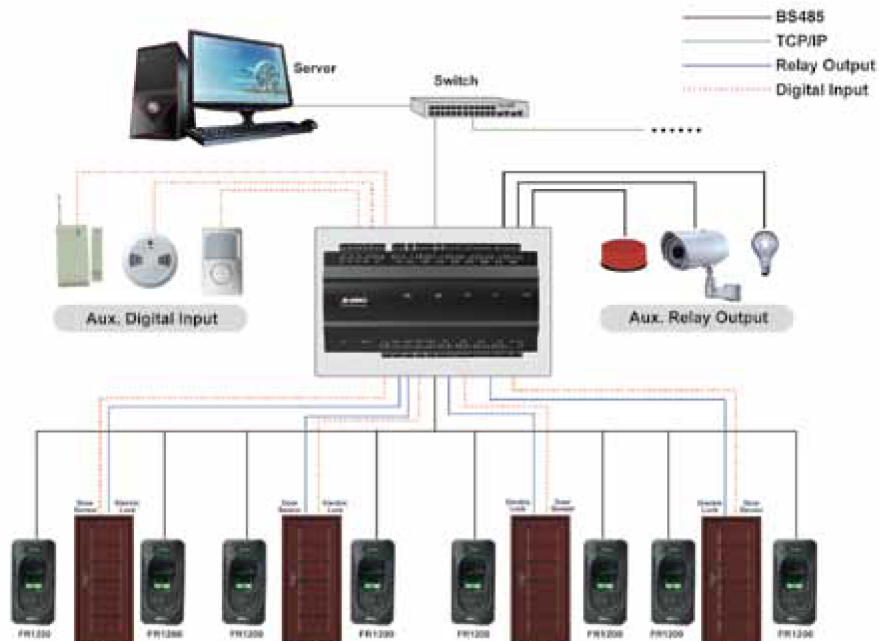
Dimensions

- Length: 10" (226 mm)
- Width: 6.6" (106 mm)

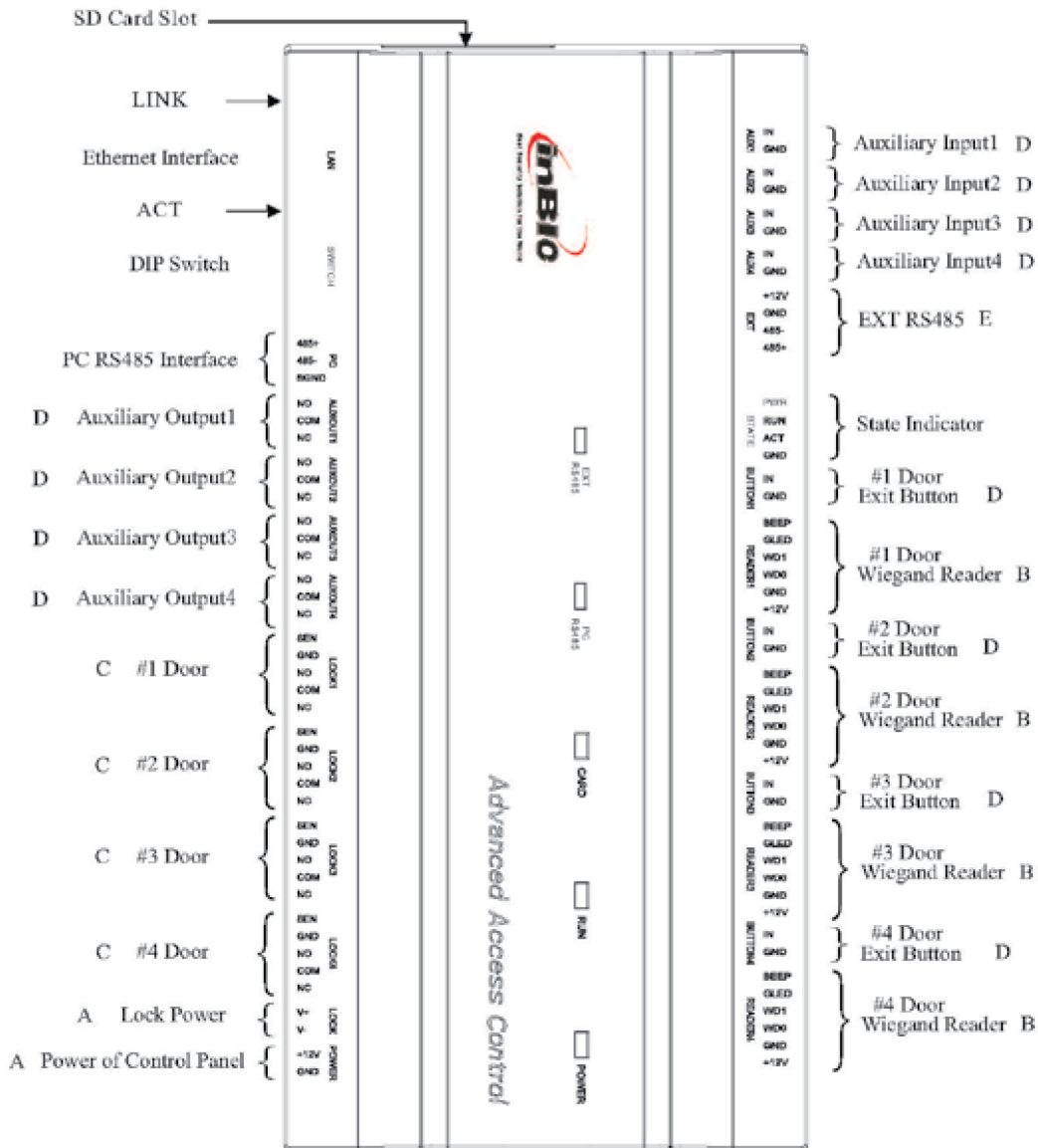
Packaging

- Dimensions: 15in x 3in x 11in (380mm x 80mm x 280mm)
- Weight: 7.4 lbs (3.35 kgs.)

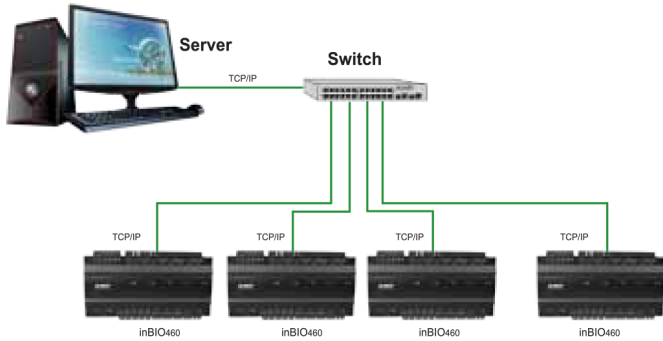
Typical Installation




Schematic



TCP/IP Configuration



RS485 Configuration



MODEL NUMBER	inBio 160	inBio 260	inBio 460
Number of doors controlled	One door	Two Door	Four Door
Number of card readers supported	2 26-bit Wiegand, others upon request	4 26-bit Wiegand, others upon request	4 26-bit Wiegand, others upon request
Number of Inputs	2 (Exit Device and Door Status)	6 (2 Exit Device, 2 Door Status, 2 AUX)	12 (4 Exit Device, 4 Door Status, 4 AUX)
Number of Outputs	2 (One Form C relay for lock and one Form C relay for Aux output)	4 (2- Form C relay for lock and 2- Form C relay for Aux output)	8 (4- Form C relay for lock and 4- Form C relay for Aux output)
Card Holders Capacity	30,000	30,000	30,000
Fingerprint Capacity	3,000	3,000	3,000
Log/Events Capacity	100,000	100,000	100,000
Weight	7.4lbs (3.35kg)	7.5lbs (3.4kg)	7.8lbs (3.55kg)
Communication	TCP/IP and RS-485	TCP/IP and RS-485	TCP/IP and RS-485
Dimensions	185mm(L) X 106mm(W) X 36mm(D)	185mm(L) X 106mm(W) X 36mm(D)	226mm(L) X 106mm(W) X 36mm(D)
Enclosure	ABS Plastic	ABS Plastic	ABS Plastic
Mounting	Wall Mount	Wall Mount	Wall Mount
Recommended Power Supply	12V DC, 1.5A	12V DC, 1.5A	12V DC, 1.5A